

Mon vocabulaire

Les couleurs

Table des matières




Teacher's notes and answers	i
Coloriez.....	1
Associez	2
Illustrez.....	3
Écoutez.....	4
Copiez.....	5
Trouvez les mots.....	7
Décodez.....	8
Écrivez.....	9
Mots croisés.....	10
Mots illustrés.....	11
Un jeu.....	12

7. *Décodez les mots* Students will review the correct spelling for each of the new vocabulary words by matching the symbols to the corresponding letter code.
8. *Le bon ordre* Students will review the correct spelling for each of the new vocabulary words by placing the mixed up letters into their proper order.
9. *Mots croisés* Students will demonstrate their ability to identify and correctly spell the new vocabulary by printing or writing the correct French word for each of the corresponding images.
10. *Mots illustrés* Students will create a word-picture for each of the new vocabulary words.
11. *Le jeu* The unit will culminate with a 2 player game in which students can advance by either correctly pronouncing or spelling the corresponding French word to image upon which they land after turning over a number card or rolling dice. Students must have the exact number to land at the end in order to win the game. Provide dice or have students cut and number 6 pieces of paper to be used instead of dice.
12. *Le livre* Students will apply their understanding of the new vocabulary by copying and illustrating a short story about the theme.
 (a) Using a sheet of paper 8 1/2 x 11, fold the page twice accordion-style.
 (b) Then fold in half.
 (c) Slit apart the top and bottom folded parts.
 (d) Staple the center fold.
 Students should now have a mini-book. Number the pages and have students write the title of their book on the front and complete the pages using the example as a guideline.

Example:

from *Dans la salle de classe*

- Dans mon pupitre*
1. *il y a un tableau.*
 2. *il y a trois règles.*
 3. *il y a neuf crayons etc.*







noir

Mon Vocabulaire

The following pages are designed to be printed in Landscape orientation.

They should be printed with the printer set to Landscape orientation.





noir

noir